



JANUARY - MARCH 2025 QUARTERLY

****Hi-Lo Audible Warning System alerts residents during critical emergencies
Learn more at culvercitypd.org***

TABLE OF CONTENTS

ADMINISTRATIONS BUREAU	3
Organizational Chart	3
Personnel & Training	4
Use of Force	5
Types of Use of Force	5
Complaints	6
PATROL BUREAU	6
Response Time	6
Calls for Service	7
Police Reports	7
Mental Health Related (MHR) Contacts	8
NARCAN Deployment Log	8
Drone Utilization Log - Q1	9
Parking Citations	10
Red Light Photo Enforcement	10
Top Reasons for Traffic Stops (Quarter 1)	11
Traffic Collisions	11
Animal Services	12
Racial Identification and Profiling Act (RIPA)	13
Traffic Stop Detentions & Results (by Race)	13
Search & Yield Results	14
SPECIAL OPERATIONS BUREAU	15
GROUP A CRIMES	15
GROUP A CASE CLEARANCE	16
VIOLENT CRIME CASE CLEARANCES	16
GROUP B CRIMES (Arrests Only)	17
JUVENILE DIVERSION	18
JUVENILE DIVERSION 2024 vs 2025	18
Reported Crime	19
Reported Annual Violent Crime Suspect Description (by Race)	19
Reported Quarterly Violent Crime Suspect Description (by Race)	19
Reported Arrests	26
Arrests (by Race)	26
2025 Arrests (Community Generated vs. Police Initiated)	27
Community Generated vs. Police Initiated Arrest	27

Personnel & Training

Non-Sworn Staff Openings:

- (1) Community Service Officer
- (2) Parking Enforcement Officer
- (1) Red Light Technician

4

- (1) Property Technician

Sworn Staff Openings:

- (3) Police Recruit

3

Total Non-Sworn Staff:

49

Total Sworn Staff:

106

Total Police Department Staff: 162

Injured on Duty / Long Term Leave: 2

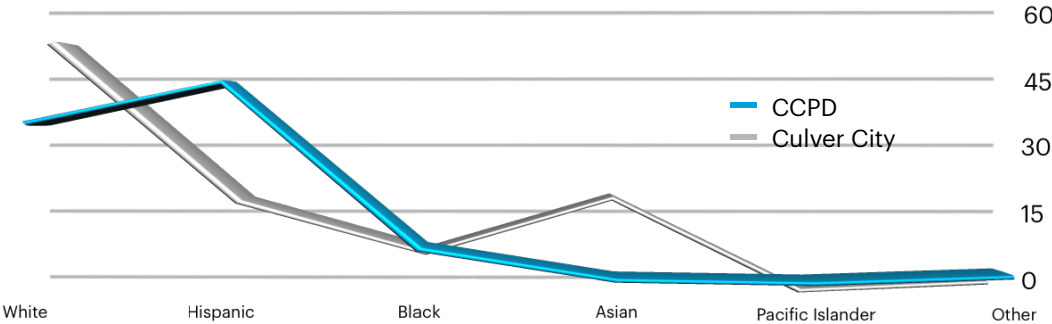
GENDER	Dept Personnel	%	Sworn Personnel	%	Non-Sworn Personnel	%	Dept Supervision	%
Male	126	81.3%	99	93.4%	27	55.1%	30	88.2%
Female	29	18.7%	7	6.6%	22	44.9%	4	11.8%
TOTAL	155	—	106	—	49	—	34	—

RACE	Dept Personnel	%	Sworn Personnel	%	Non-Sworn Personnel	%	Dept Supervision	%
White	52	33.5%	36	34%	16	32.7%	13	38.2%
Hispanic	70	45.2%	49	45.3%	22	44.9%	12	35.3%
Black	14	9%	8	7.5%	6	12.2%	3	8.8%
Asian	7	4.5%	4	3.8%	3	6.1%	3	8.8%
Pacific Islander	5	3.2%	4	3.8%	1	2%	1	2.9%
Middle Eastern	7	4.5%	6	5.7%	1	2%	2	5.9%
TOTAL	155	—	106	—	49	—	34	—

Culver City Population

RACE	%
White	51.6%
Hispanic	18.6%
Black	8.0%
Asian	19.3%
Pacific Islander	0.2%
Native American	0.4%
Other Race	1.9%
TOTAL	39,041

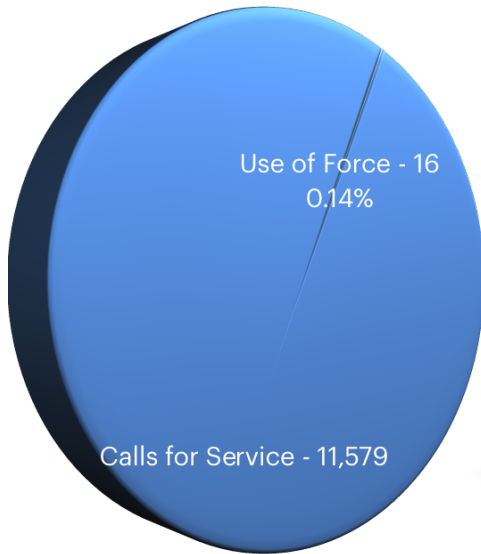
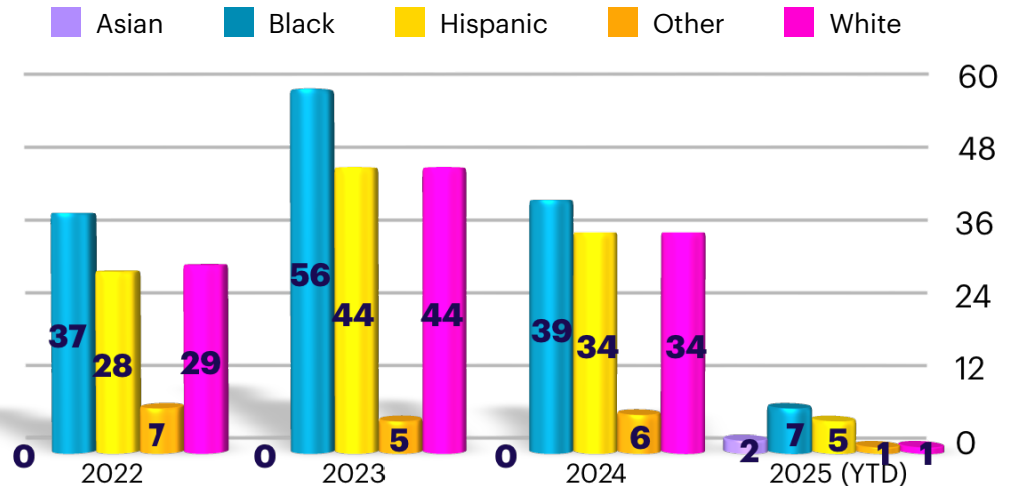
Demographics of Police Department vs. Culver City



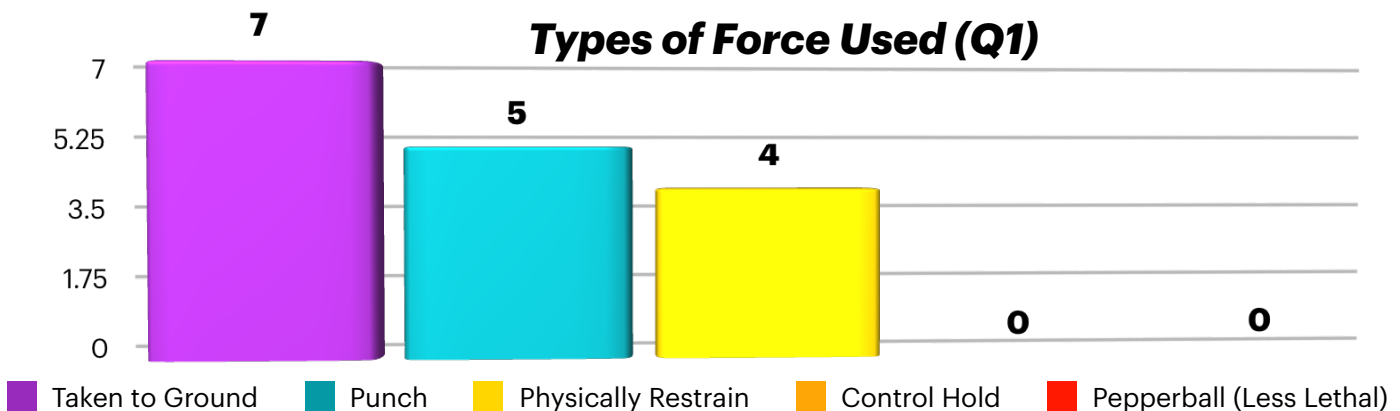
**Per U.S. Census Bureau, Middle Eastern is included the White category based on region of origin.
** July 2024 estimations per U.S. Census Bureau

Use of Force**QUARTER 1 Totals**

Use of Force	Calls for Service	Use of Force %
16	11,579	0.14%

Use of Force per Calls for Service Q1**Use of Force by Race (Q1)****Types of Use of Force**

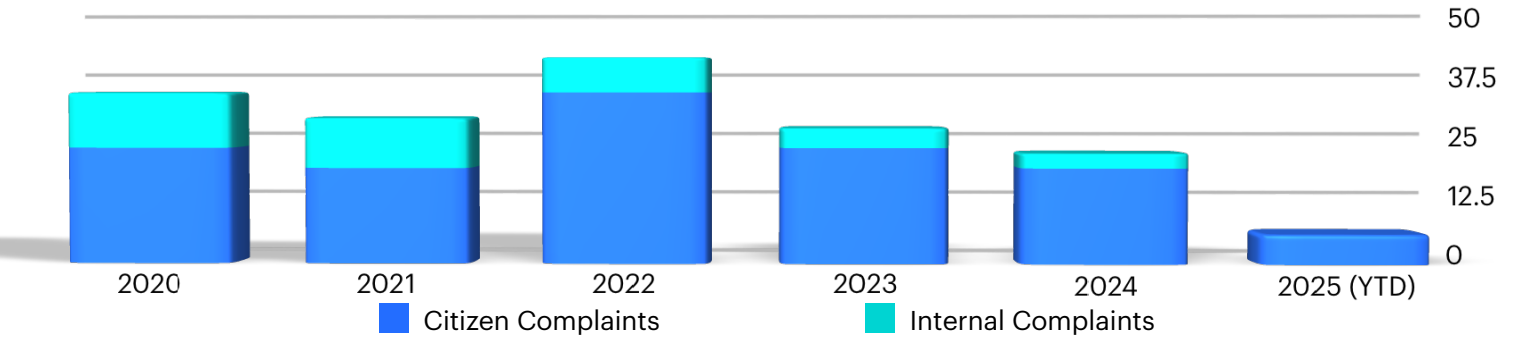
Lethal Force	Less Lethal Force	Limited Force (Other Physical or Vehicle Contact)
-Firearm Discharged or Used	-Electronic Control Device (Taser) used -Impact projectile discharged or used -K9 bit or held person -Baton or other impact weapons used -Chemical Spray used	<ul style="list-style-type: none"> Person removed from vehicle by physical contact Other physical or vehicle contact - This refers to any of the following contacts by the officer, when the purpose of such contact is to restrict the movement or control of a person's resistance: <ul style="list-style-type: none"> - any physical strike by the officer - instrumental contact with a person by an officer - use of significant physical contact by the officer



Complaints

Annual Complaints and Findings

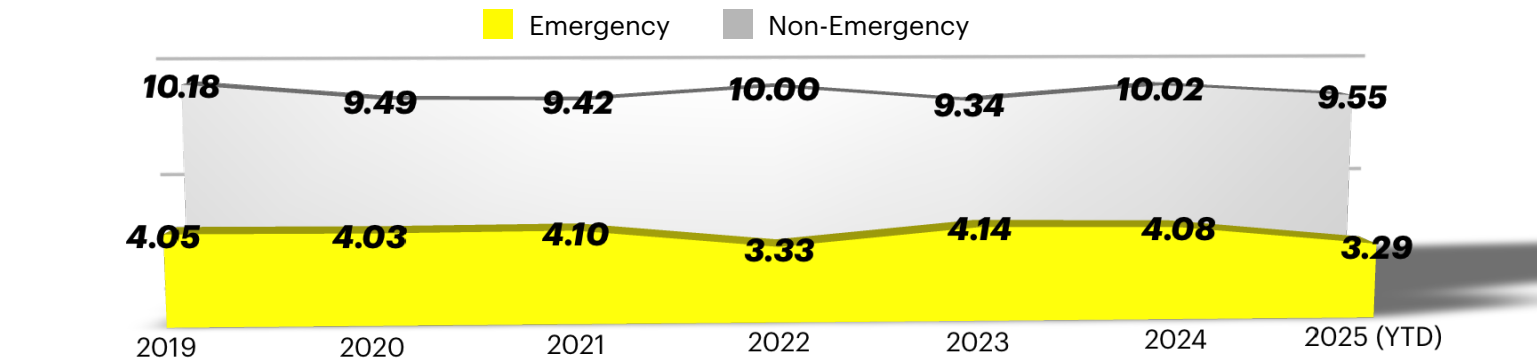
YEAR	CITIZEN COMPLAINTS	PENDING	SUSTAINED	INTERNAL COMPLAINTS	PENDING	SUSTAINED
2020	23	0	4	11	0	11
2021	19	0	1	10	0	8
2022	34	1	7	7	1	2
2023	23	1	3	4	0	2
2024	19	8	0	3	0	3
2025 (YTD)	6	4	0	0	0	0



PATROL BUREAU

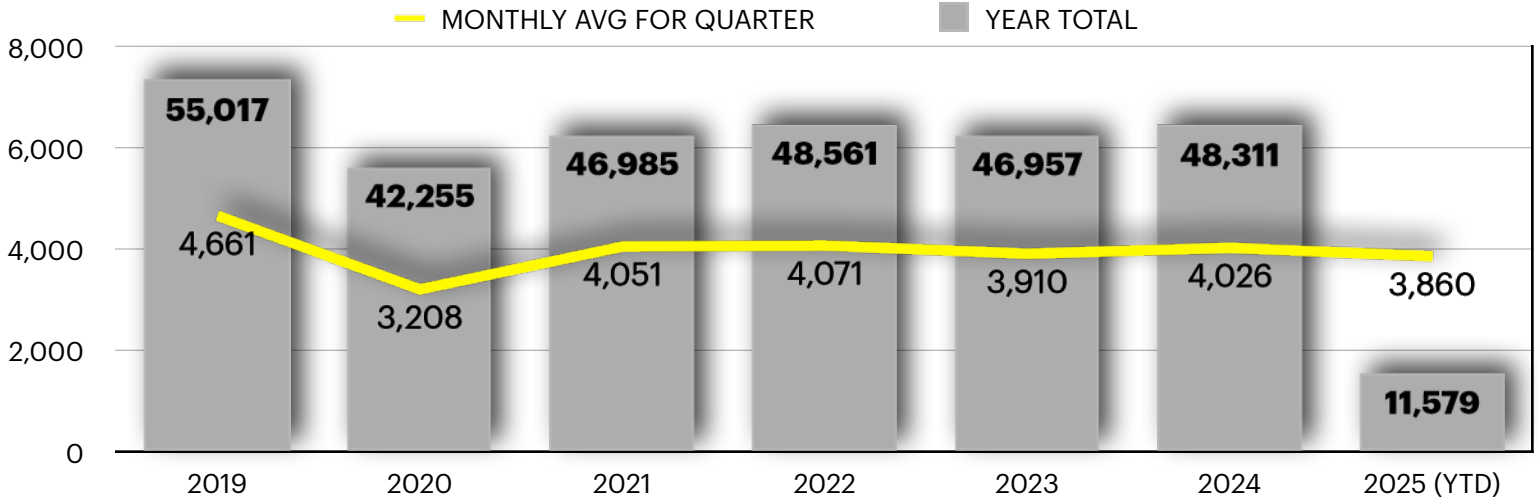
Response Time

	QUARTER 1 (2025) (This Quarter)	QUARTER 1 (2024) (This Quarter Last Year)	2024
EMERGENCY	3:29	3:15	4:08
NON-EMERGENCY	9:55	9:54	10:02



Calls for Service

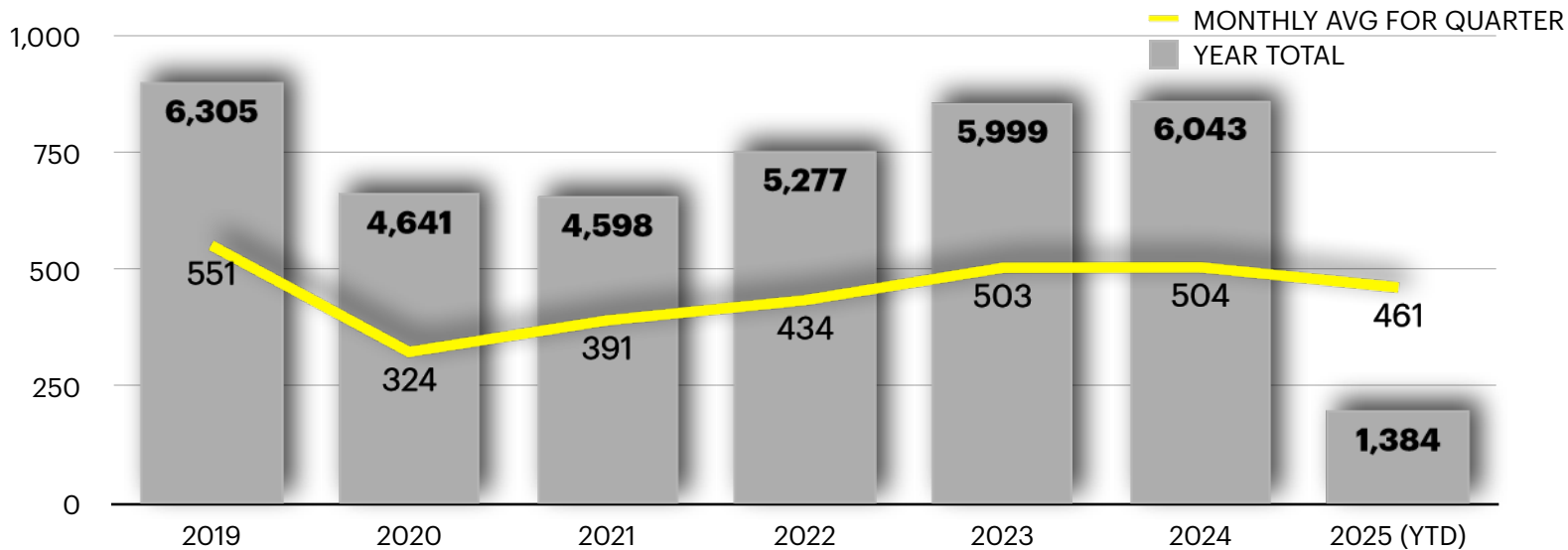
	QUARTER 1 (2025) (This Quarter)	QUARTER 1 (2024) (This Quarter Last Year)	QUARTERLY COMPARISON (Q1 2025 vs Q1 2024)	2024
Total Calls for Service	11,579	11,138	4%	48,311



*The total calls for service include all priorities, event entries, and officer initiated calls.

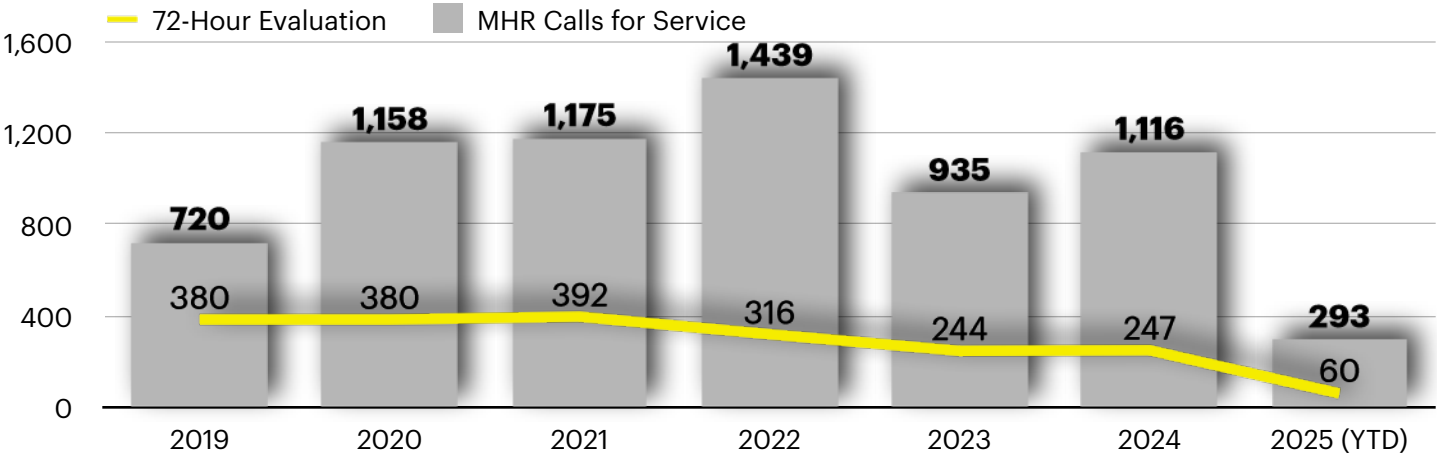
Police Reports

	QUARTER 1 (2025) (This Quarter)	QUARTER 1 (2024) (This Quarter Last Year)	QUARTERLY COMPARISON (Q1 2025 vs Q1 2024)	2024
Police Reports	1,384	1,470	-5.9%	6,043



Mental Health Related (MHR) Contacts

	QUARTER 1 (2025) (This Quarter)	QUARTER 1 (2024) (This Quarter Last Year)	QUARTERLY COMPARISON (Q1 2025 vs Q1 2024)	2024
72-Hour Evaluations	60	55	9.1%	247
MHR Calls for Service	293	250	17.2%	1,116



Annual Mental Health Calls for Service and 72-Hour Evaluations

NARCAN Deployment Log

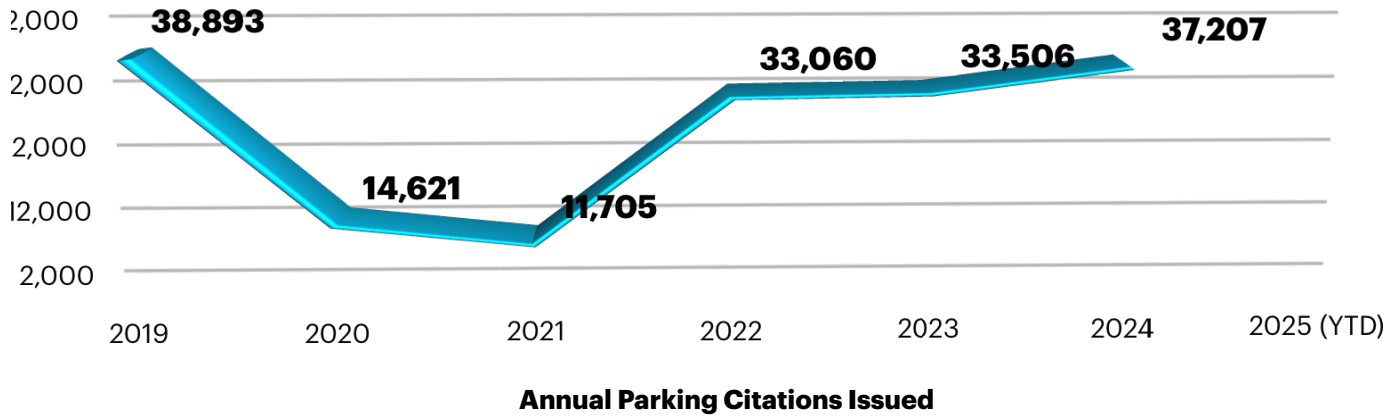
	QUARTER 1 (2025) (This Quarter)	QUARTER 1 (2024) (This Quarter Last Year)	2022	2023	2024	2025 (YTD)
NARCAN Used	2	0	3	8	1	2
Subject Survived	2	0	2	8	1	2
Subject Did Not Survive	0	0	1	0	0	0

Drone Utilization Log - Q1

DR#	DATE	TIME	LOCATION	DEPLOYMENT CRITERIA	INCIDENT DISPOSITION	SUBJECT DESCRIPTION
25-1546	03/26	1420 hrs	Buckingham Pkwy & Hannum Ave, Culver City	Crime Scene Support	Suspect Arrested	Male White
25-1409	3/17	1812 hrs	4600 BLK 7th Ave, Los Angeles	Perimeter Search	Suspects Arrested	3 Male Hispanic
25-1329	03/14	0800 Hrs	Castaic	Training	N/A	N/A

Parking Citations

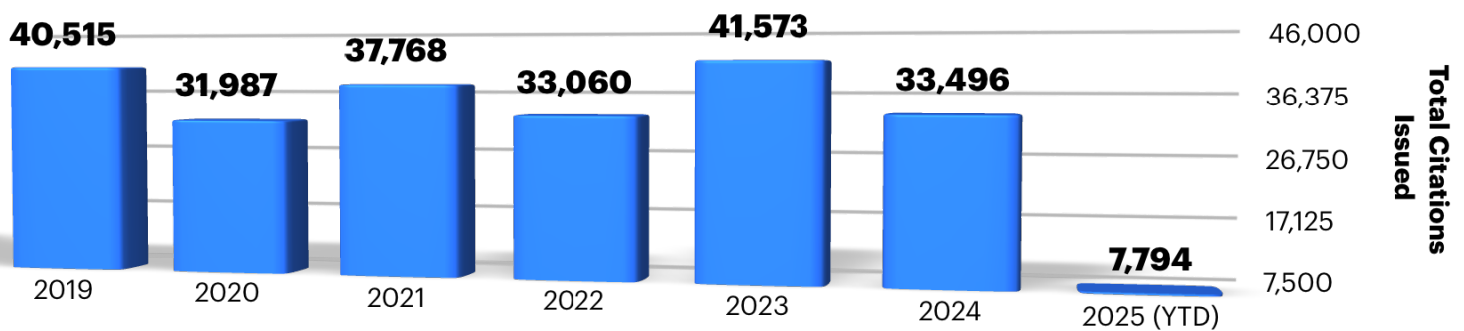
	2024	QUARTER 1 (2025) (This Quarter)	QUARTER 1 (2024) (This Quarter Last Year)	QUARTERLY COMPARISON (Q1 2025 vs Q1 2024)
Citations Issued	37,207	12,991	7,891	64.6%



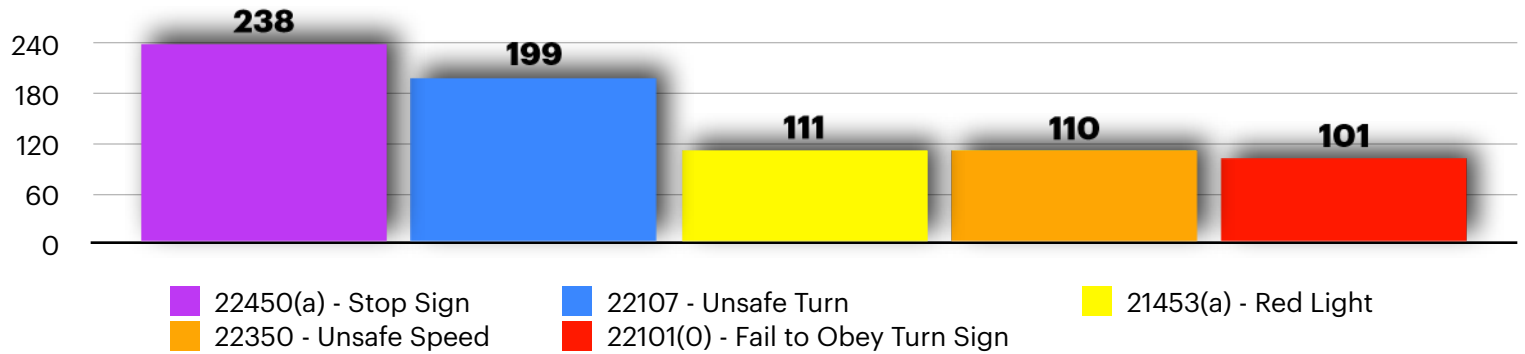
Red Light Photo Enforcement

**Twenty cameras installed with Automated Traffic enforcement equipment were fully operational.

	QUARTER 1 (2025) (This Quarter)	QUARTER 1 (2024) (This Quarter Last Year)	QUARTERLY YEAR COMPARISON (Q1 2025 vs Q1 2024)	2024
Citations Issued	7,794	7,352	6%	33,496



Top Reasons for Traffic Stops (Quarter 1)



Traffic Collisions

	QUARTER 1 (2025) (This Quarter)	QUARTER 1 (2024) (This Quarter Last Year)	2022	2023	2024	2025 (YTD)	QUARTERLY COMPARISON (Q1 2025 vs Q1 2024)
Fatal	0	1	1	0	3	0	-100%
Injury	50	43	137	180	211	50	16.3%
Non-Injury Reports	37	26	117	120	141	37	42.3%
Non-Injury Info Exchange	272	259	1,042	1,143	1,084	272	5%

Animal Services

	QUARTER 1 (2025) (This Quarter)	QUARTER 1 (2024) (This Quarter Last Year)	2022	2023	2024	2025 (YTD)
Calls for Service	138	84	629	166	427	138
Investigations	7	4	29	5	11	7
Bites	3	5	14	6	17	3
Phone Call Volume	121	200	788	424	971	121
Coyote Sightings	52	5	11	45	42	52
Coyote Encounters	1	0	0	5	1	1
Coyote Kills	0	0	0	0	0	0

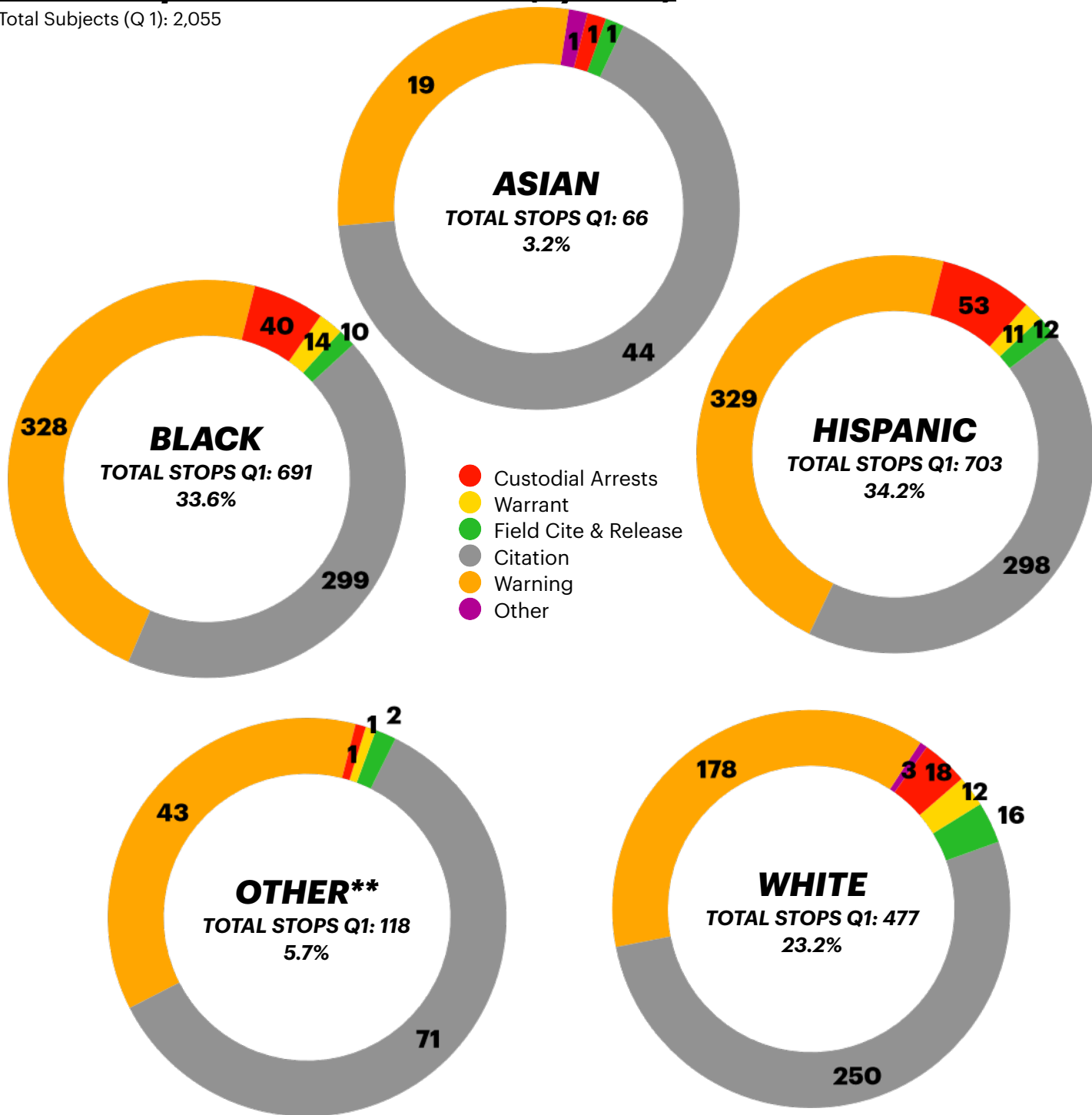
**The Animal Services Officer position was vacant from November 2022 through June 2023.

Racial Identification and Profiling Act (RIPA)

In accordance with California Assembly Bill 953, the Culver City Police Department began collecting data regarding subject detentions. Among other things, data collected includes the perceived race or ethnicity, gender, and approximate age of person detained, reasons(s) for the detention, whether or not a search was conducted and the result(s) of the detention.

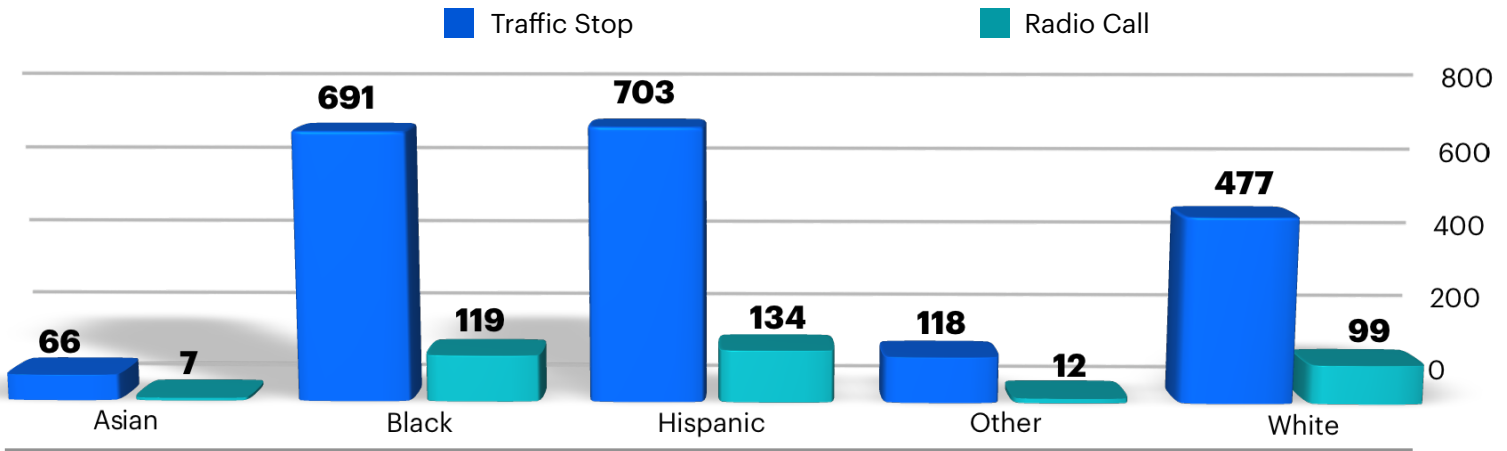
Traffic Stop Detentions & Results (by Race)

Total Subjects (Q 1): 2,055



****INCLUDES:** MIDDLE EASTERN
PACIFIC ISLANDER
NATIVE AMERICAN

Q1 Traffic Stop vs. Radio Call Detentions



Detentions by Race:

Asian: 73

Black: 810

Hispanic: 837

Other: 130

White: 576

Total Subjects Detained = 2,426

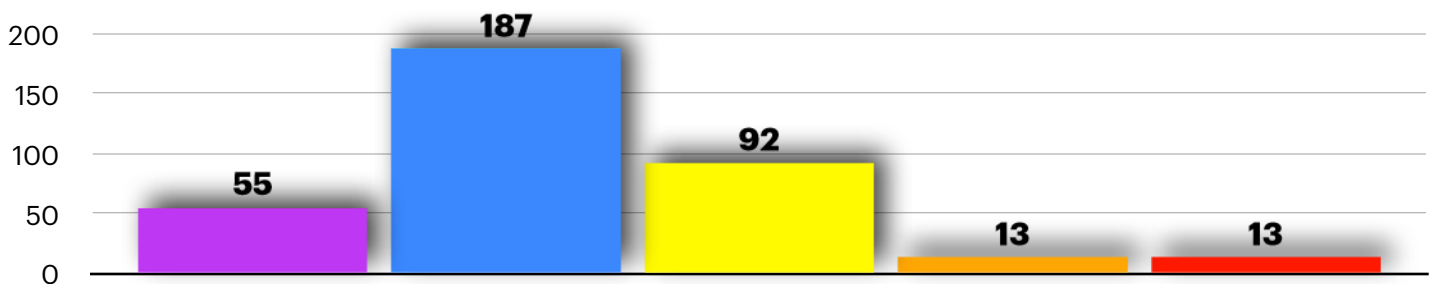
In the first quarter of 2025, there were a total of 2,237 incidents in which 2,426 total subjects were detained. Of those incidents, 621 searches were conducted of a subject(s) and/or their property. Of those searches, evidence and/or contraband was discovered on 221 occasions.

Search & Yield Results

*Property seized from a single detention can contribute to multiple categories.

	Search Occurred	Evidence/Contraband Located	Search/Yield %
QUARTER 1 Incidents	621	221	35.6%

■ Suspected Stolen Property
 ■ Drugs/Narcotics/Paraphernalia
 ■ Other Evidence
 ■ Other Weapons
■ Firearms



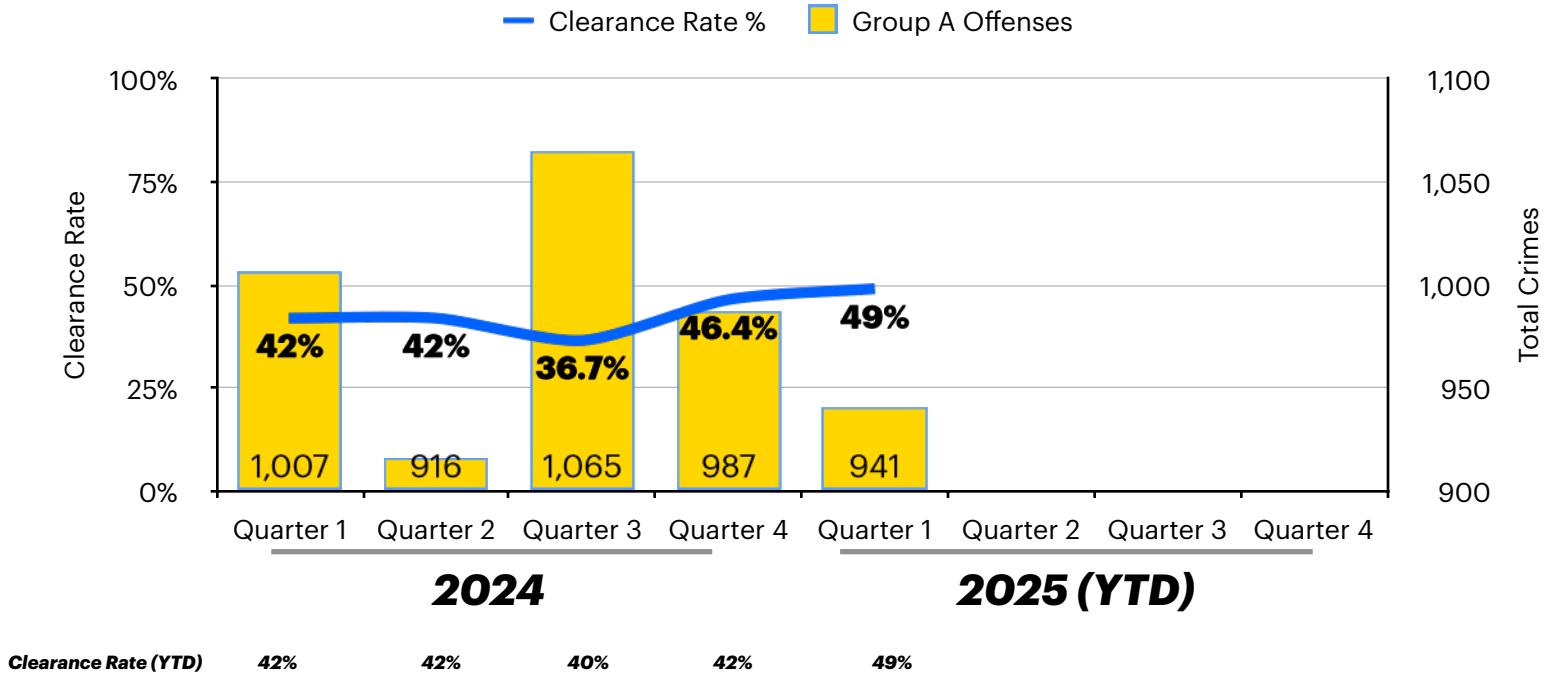
SPECIAL OPERATIONS BUREAU

**Beginning March 1, 2021, the Culver City Police Department implemented the National Based Incident Reporting System (NIBRS) to improve the overall quality of the crime data collected. NIBRS provides the circumstances and context for crimes in more detail than the traditional Summary Report System (SRS). As of January 1, 2021, the Federal Bureau of Investigation (FBI) made the nationwide implementation of NIBRS a top priority to provide more useful statistics to promote constructive discussion, measures and informed policing. NIBRS establishes a new baseline that more precisely captures reported crime in a community.*

GROUP A CRIMES

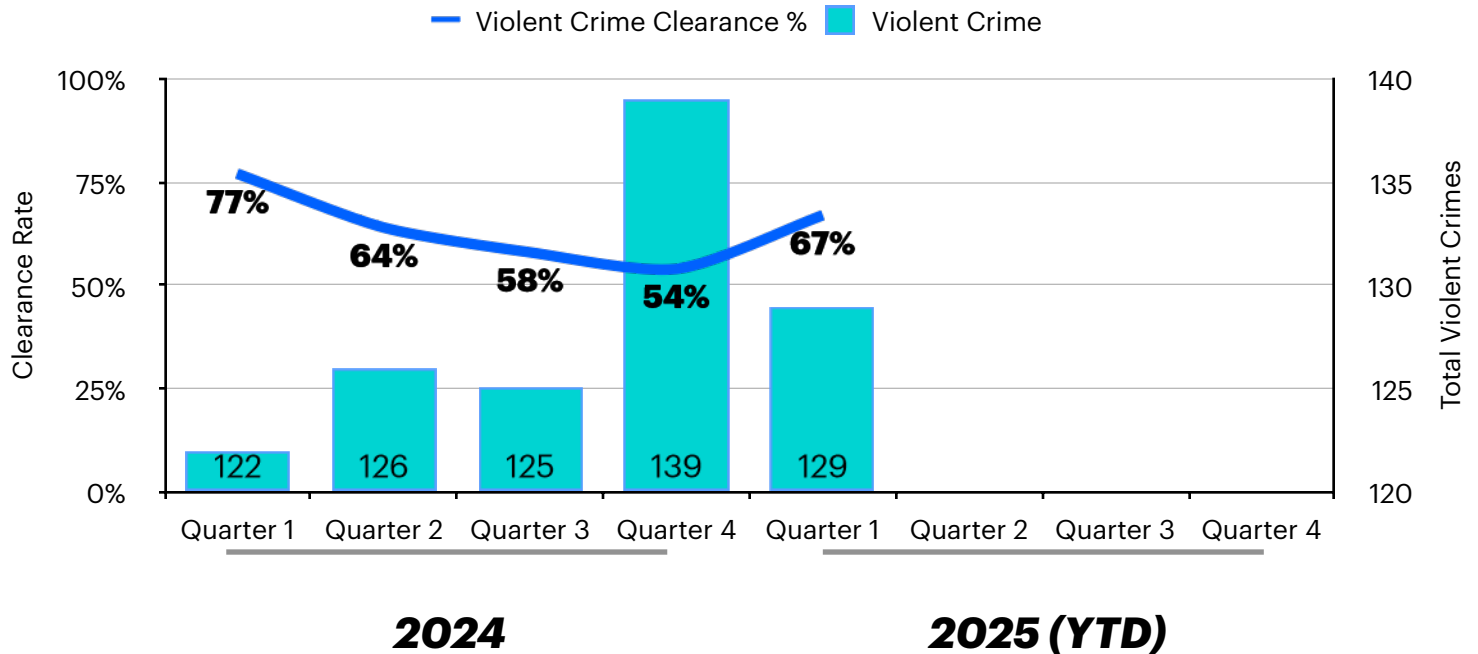
	QUARTER 1 (2025) (This Quarter)	QUARTER 1 (2024) (This Quarter Last Year)	2022	2023	2024	2025 (YTD)	QUARTERLY COMPARISON (Q1 2025 vs Q1 2024)
Murder	0	0	0	2	0	0	0%
Homicide	0	0	0	0	0	0	0%
Rape / Sexual Assault	3	4	26	24	25	3	-25%
Aggravated Assault	31	19	144	140	116	31	63.2%
Simple Assault	60	67	243	235	254	60	-10.4%
Kidnapping	3	0	11	4	2	3	300%
Robbery	25	32	114	128	115	25	-21.9%
Total Violent Crime	129	122	538	533	512	129	5.7%
Burglary	51	71	280	273	246	51	-28.2%
Larceny/Theft	375	472	1,590	2,049	1,860	375	-20.6%
Motor Vehicle Theft	51	64	264	266	198	51	-20.3%
Arson	1	9	12	10	19	1	-88.9%
Total Property Crime	478	616	2,146	2,598	2,323	478	-22.4%
Weapons Law Violations	19	16	68	58	75	19	18.8%
Vandalism	64	72	337	341	288	64	-11.1%
Financial Crime	71	59	231	263	269	71	20.3%
Stolen Property	22	51	55	73	125	22	-56.9%
Drug/Narcotics	85	41	240	289	217	85	107.3%
Drug Paraphernalia	71	29	177	246	162	71	144.8%
Pornography	2	0	0	1	0	2	200%
Animal Cruelty	0	1	1	1	3	0	-100%
GROUP A TOTAL	941	1,007	3,793	4,403	3,974	941	-6.6%

GROUP A CASE CLEARANCE



VIOLENT CRIME CASE CLEARANCES

Violent Crime includes: Murder, Robbery, Aggravated Assault, Simple Assault, Kidnapping, and Sexual Assault



TOTAL VIOLENT CRIME: 512
Total Violent Crime Clearance Rate: 63%

129
67%

GROUP B CRIMES (Arrests Only)

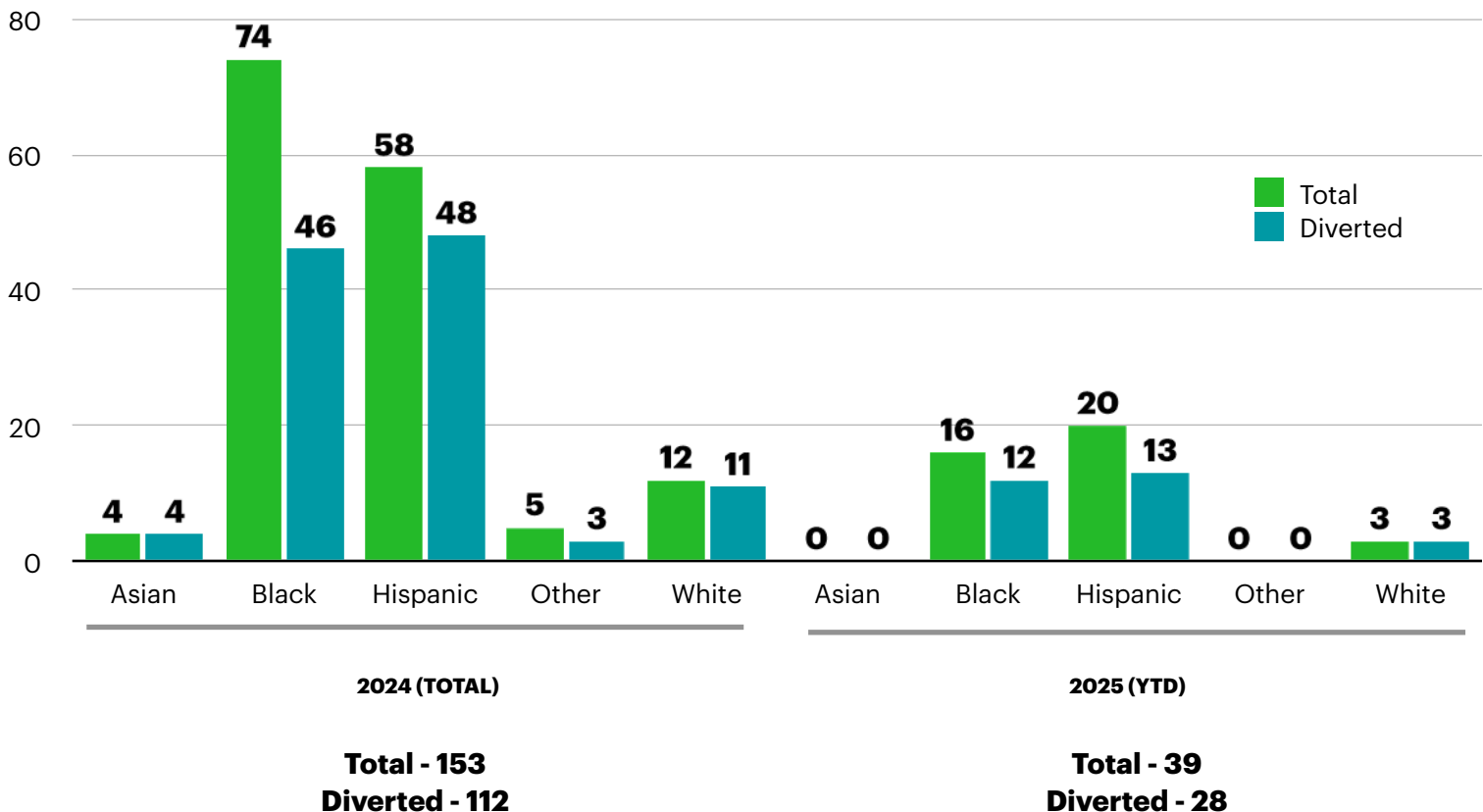
	QUARTER 1 (2025) (This Quarter)	QUARTER 1 (2024) (This Quarter Last Year)	2024	QUARTERLY COMPARISON (Q1 2025 vs Q1 2024)
Bad Checks	0	0	0	0%
Curfew/Loitering	0	0	1	0%
Drunkenness/ Disorderly Conduct	7	0	29	700%
DUI	41	31	142	32.3%
Family Offenses	0	0	1	0%
Liquor Law Violations	1	0	0	100%
Peeping Tom	0	0	0	0%
Runaway	0	0	0	0%
Trespassing	16	11	47	45.5%
All Other Offenses	79	64	262	23.4%
Total Group "B"	144	106	482	35.8%

JUVENILE DIVERSION

****The number of diverted youths each Quarter may include youths arrested in previous Quarters**

	2024 BOOKED/ CITED	2024 DIVERTED	QUARTER 1 (2025) BOOKED/CITED	QUARTER 1 (2025) DIVERTED	% DIVERTED (2025)
Asian	4	4	0	0	0%
Black	74	46	16	12	75%
Hispanic	58	48	20	13	65%
Other	5	3	0	0	0%
White	12	11	3	3	100%
TOTAL	153	112	39	28	71.8%

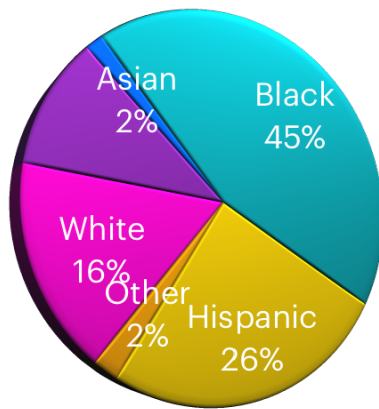
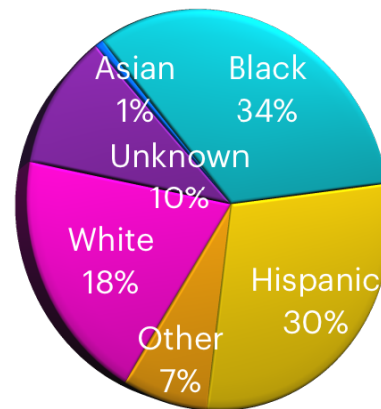
JUVENILE DIVERSION 2024 vs 2025



REPORTED CRIME

Reported Annual Violent Crime Suspect Description (by Race)

	Asian	Black	Hispanic	Other	White	UNKNOWN	TOTAL
2022	4	224	112	9	71	32	452
2023	9	274	170	15	105	68	641
2024	13	259	152	10	91	76	601
2025	1	49	43	10	26	15	144

2022-2024**2025****Reported Quarterly Violent Crime Suspect Description (by Race)**

*VIOLENT CRIME is defined by the FBI Uniformed Crime Reporting Program as Aggravated Assault, Robbery, Forcible Rape, and Homicide.

**Suspect RACE is based on the description(s) provided by the victim(s), witness(es) and/or arrest.

ASIAN	BLACK	HISPANIC	OTHER	WHITE	UNKNOWN	TOTAL
1	49	43	10	26	15	144

DR#	CRIME	WEAPON USED	DATE	LOCATION	SUSPECT DESCRIPTION	# SUSPECTS	CASE STATUS
25-0023	Assault	Hands/Feet	01/02	4000 BLK Wade St	Male White Male Unknown	1 4	Closed
25-0030	Aggravated Assault	Knife	01/03	10800 BLK Ocean Dr	Male Hispanic	1	Suspect Arrested
25-0047	Robbery	Hands/Feet	01/03	4100 Irving Pl	Male Hispanic	1	Suspect Arrested
25-0066	Aggravated Assault	Hands/Feet	01/04	9000 BLK Lucerne Ave	Male Other	1	Suspect Arrested

DR#	CRIME	WEAPON USED	DATE	LOCATION	SUSPECT DESCRIPTION	# SUSPECTS	CASE STATUS
25-0128	Aggravated Assault	Knife	01/09	4225 McConnell Blvd	Male White	1	Suspect Arrested
25-0176	Assault	Hands/Feet	01/10	13425 Washington Blvd	Male Hispanic	1	Suspect Arrested
25-0190	Assault	Hands/Feet	01/11	6000 Sepulveda Blvd	Female Other	1	Closed
25-0295	Intimidation	Stalking	01/12	4445 Keystone Ave	Male Unknown	1	Open
25-0215	Aggravated Assault	Hands/Feet	01/13	3850 Culver Ctr	Male Hispanic	1	Suspect Arrested
25-0223	Assault	Space Heater	01/13	4100 BLK Huron Ave	Male Other	1	Suspect Arrested
25-0243	Intimidation	Threats	01/14	6300 W Slauson Ave	Male Hispanic	1	Suspect Arrested
25-0250	Aggravated Assault	Large Rock	01/14	9523 Culver Blvd	Male Hispanic	1	Suspect Arrested
25-0276	Kidnapping	Vehicle	01/16	5547 Sepulveda Blvd	Male Hispanic	1	Suspect Arrested
25-0313	Robbery	Hands/Feet	01/18	4343 Sepulveda Blvd	Male Black	1	Open
25-0316	Assault	Dirt	01/18	Barman Ave & Coombs Ave	Male Unknown	2	Closed
25-0318	Robbery	Baseball Bat	01/18	4343 Sepulveda Blvd	Male Black	1	Suspect Arrested
25-0330	Assault	Hands/Feet	01/18	3843 Main St	Male Black	1	Open
25-0324	Aggravated Assault	Hands/Feet	01/18	Culver Blvd & Main St	Male Black	1	Open
25-0336	Aggravated Assault	Hands/Feet	01/20	4100 BLK Milton Ave	Male White	1	Suspect Arrested
25-0347	Aggravated Assault	Handgun	01/20	11305 Culver Blvd	Male Black	1	Suspect Arrested
25-0357	Aggravated Assault	Hands/Feet	01/21	6300 BLK Summertime Ln	Male White	1	Suspect arrested
25-0400	Assault	Coffee	01/21	3834 Main St	Male Asian	1	Suspect Arrested
25-0436	Assault	Hands/Feet	01/25	4400 BLK Elenda St	Female Black	2	Suspect Arrested
25-0438	Assault	Hands/Feet	01/25	3800 BLK Girard Ave	Female White	1	Suspect Arrested

DR#	CRIME	WEAPON USED	DATE	LOCATION	SUSPECT DESCRIPTION	# SUSPECTS	CASE STATUS
25-0808	Aggravated Assault	Hands/Feet	01/28	6000 Sepulveda Blvd	Male Hispanic	1	Suspect Arrested
25-0516	Robbery	Hands/Feet	01/30	6000 Sepulveda Blvd	Male Black Female Black	1 1	Open
25-0572	Assault	Hands/Feet	02/03	6200 BLK Canterbury Dr	Male Hispanic	1	Suspect Arrested
25-0576	Aggravated Assault	Hands/Feet	02/04	3800 Culver Ctr	Male Hispanic	1	Suspect Arrested
25-0580	Aggravated Assault	Lighter Fluid/Burn	02/04	3900 Sepulveda Blvd	Male Black	1	Suspect Arrested
25-0591	Sexual Assault	Hands/Feet	02/04	3827 Overland Ave	Male Other	1	Open
25-0595	Assault	Hands/Feet	02/05	11194 Washington Pl	Female White	1	Suspect Arrested
25-0720	Assault	Hands/Feet	02/05	4401 Elenda St	Female Hispanic	1	Suspect Arrested
25-0602	Intimidation	Threats	02/06	Girard Ave	Male Other	1	Suspect Arrested
25-0636	Arson	Cardboard	02/08	Overland Ave & Ocean Ave	Male Hispanic	1	Suspect Arrested
25-0651	Assault	Hands/Feet	02/08	9546 Washington Blvd	Male Hispanic	1	Suspect Arrested
25-0658	Assault	Hands/Feet	02/09	4200 BLK Madison Ave	Male Hispanic	1	Suspect Arrested
25-0681	Sexual Assault	Hands/feet	02/10	13425 Washington Blvd	Male Black	1	Suspect Arrested
25-0688	Robbery/ Kidnapping	Force	02/11	10970 Jefferson Blvd	Male Black	2	Suspect Arrested
25-0732	Robbery	Hands/Feet	02/13	6000 Sepulveda Blvd	Male Hispanic	1	Open
25-0711	Assault	Hands/Feet	02/12	11177 Overland Ave	Male Black	1	Suspect Arrested
25-0733	Robbery	Threats	02/12	6000 S Hannum Ave	Male Hispanic	1	Suspect Arrested
25-0753	Aggravated Assault	Hands/Feet	02/14	11000 BLK W Washington Blvd	Male Black	1	Suspect Arrested
25-0787	Assault	Hands/Feet	02/16	11057 BLK Washington Pl	Female Hispanic	1	Closed

DR#	CRIME	WEAPON USED	DATE	LOCATION	SUSPECT DESCRIPTION	# SUSPECTS	CASE STATUS
25-0796	Assault	Hands/Feet	02/16	6000 Sepulveda Blvd	Male Hispanic	1	Suspect Arrested
25-0821	Assault	Hands/Feet	02/17	4030 S Centinela Ave	Male White	1	Open
25-0823	Assault	Teeth	02/17	10000 BLK St James Dr	Male Hispanic	1	Suspect Arrested
25-0846	Robbery	Intimidation	02/18	5347 Sepulveda Blvd	Male White	1	Suspect Arrested
25-0826	Assault	Hands/Feet	02/18	Washington Blvd & Sentinel Ave	Female Other	1	Suspect Arrested
25-0857	Assault	Coffee	02/19	11181 Washington Blvd	Female Hispanic	1	Suspect Arrested
25-0916	Assault	Hands/Feet	02/19	4117 Overland Ave	Male White	1	Suspect Arrested
25-0868	Intimidation	Hands/Feet	02/19	11001 Washington Blvd	Male Other	1	Suspect Arrested
25-0871	Robbery	Hands/Feet	02/19	10814 Jefferson Blvd	Male Black	1	Suspect Arrested
25-0886	Assault	Hands/Feet	02/20	Slauson Ave & Sepulveda Blvd	Male Black	1	Suspect Arrested
25-0902	Robbery	Handgun	02/20	5541 Sepulveda Blvd	Male Hispanic Male Unknown	1 1	Open
25-0904	Assault	Hands/Feet	02/20	4401 Elenda St	Female Hispanic	1	Suspect Arrested
25-0918	Robbery	Hands/Feet	02/21	6200 Slauson Ave	Female White	1	Open
25-0915	Assault	Hands/Feet	02/21	6000 Sepulveda Blvd	Female Hispanic Male Hispanic	2 1	Closed
25-0926	Robbery	Intimidation	02/22	11020 Jefferson Blvd	Male Black	1	Open
25-0920	Assault	Hands/Feet	02/22	6000 Sepulveda Blvd	Female White	1	Closed
25-0943	Aggravated Assault	Wooden Stick	02/23	6333 Bristol Pkwy	Male Black	1	Open
25-0964	Assault	Hands/Feet	02/24	11200 BLK Braddock Dr	Male Hispanic	1	Suspect Arrested
25-0980	Aggravated Assault	Knife	02/25	9077 Washington Blvd	Male White	1	Open
25-0989	Assault	Hands/Feet	02/26	11444 Washington Blvd	Male White	1	Open

DR#	CRIME	WEAPON USED	DATE	LOCATION	SUSPECT DESCRIPTION	# SUSPECTS	CASE STATUS
25-1033	Aggravated Assault	Knife	02/28	11446 Jefferson Blvd	Male Black	1	Suspect Arrested
25-1050	Aggravated Assault	Hands/Feet	02/20	11444 Washington Blvd	Male White Male Unknown	1 3	Open
25-1072	Assault	Hands/Feet	03/01	9300 Culver Blvd	Male White	1	Open
25-1126	Robbery	Hands/Feet	03/03	10820 Jefferson Blvd	Male Unknown	3	Suspect Arrested
25-1132	Assault	Hands/Feet	03/04	9290 Culver Blvd	Male Black	1	Open
25-1157	Aggravated Assault	Hands/Feet	03/06	4300 BLK Sepulveda Blvd	Male Black	1	Suspect Arrested
25-1174	Robbery	Hands/Feet	03/06	Washington Blvd & 10 FWY	Male Black Male Hispanic	1 1	Closed
25-1172	Aggravated Assault	Hands/Feet	03/06	11284 Venice Blvd	Male Hispanic	2	Suspect Arrested
25-1182	Sexual Assault	Hands/Feet	03/07	5240 Sepulveda Blvd	Male Black	1	Closed
25-1190	Robbery	Hands/Feet	03/07	6200 Slauson Ave	Female Black	1	Suspect Arrested
25-1204	Assault	Hands/Feet	03/08	10772 Jefferson Blvd	Female Hispanic	1	Open
25-1205	Aggravated Assault	Knife	03/08	6000 Sepulveda Blvd	Female Black	3	Open
25-1223	Assault	Hands/Feet	03/09	6000 Sepulveda Blvd	Male Black	5	Suspect Arrested
25-1228	Assault	Hands/Feet	03/09	6000 Sepulveda Blvd	Male Black	1	Suspect Arrested
25-1235	Aggravated Assault	Hands/Feet	03/10	3827 Culver Center	Male Hispanic	1	Suspect Arrested
25-1257	Aggravated Assault	Glass Bottle	03/11	8925 Lindblade St	Male Hispanic	1	Closed
25-1304	Aggravated Assault	Belt	03/13	6000 Sepulveda Blvd	Male Black	1	Suspect Arrested
25-1312	Robbery	Teeth	03/13	6000 Hannum Ave	Female White	1	Suspect Arrested
25-1363	Robbery	Handgun	03/15	12000 W Washington Blvd	Male Black	3	Suspect Arrested
25-1364	Aggravated Assault	Hands/Feet	03/15	4800 BLK Hollow Corner Rd	Male White	1	Suspect Arrested

DR#	CRIME	WEAPON USED	DATE	LOCATION	SUSPECT DESCRIPTION	# SUSPECTS	CASE STATUS
25-1380	Robbery	Hands/Feet	03/16	4545 Sepulveda Blvd	Female White	1	Suspect Arrested
25-1408	Aggravated Assault	Stakeboard	03/17	3899 Overland Ave	Male White	1	Open
25-1409	Robbery	Handgun	03/17	10820 Jefferson Blvd	Male Hispanic Unknown	2 1	Suspect Arrested
25-1410	Robbery	Threats	03/17	Washington Blvd & McLaughlin Ave	Male Hispanic	1	Open
25-1432	Assault	Hands/Feet	03/18	10980 Washington Blvd	Female Other	1	Open
25-1450	Aggravated Assault	Stick	03/20	Braddock Dr & Harter Ave	Male Hispanic	1	Suspect Arrested
25-1452	Assault	Hands/Feet	03/20	3828 Delmas Terrance	Female White	1	Open
25-1473	Aggravated Assault	Pepper Spray	03/21	6150 Slauson Ave	Female Black	1	Suspect Arrested
25-1551	Intimidation	Threats	03/26	4100 BLK Coolidge Ave	Male White	1	Open
25-1493	Assault	Hands/Feet	03/23	5800 Green Valley Cir	Male White	1	Suspect Arrested
25-1500	Assault	Hands/Feet	03/23	9910 Jefferson Blvd	Female Black	1	Open
25-1505	Robbery	Handgun	03/23	6000 Sepulveda Blvd	Male Black	4	Open
25-1513	Robbery	Handgun	03/24	Washington Blvd & Moore St	Male Hispanic	1	Open
25-1514	Aggravated Assault	Handgun	03/25	6000 Sepulveda Blvd	Male Black	1	Open
25-1515	Assault	Rocks	03/25	5884 Washington Blvd	Male Hispanic	1	Suspect Arrested
25-1553	Robbery	Hands/Feet	03/25	3850 Jasmine Ave	Female Other Male Other	1 1	Open
25-1566	Assault	Phone Charger	03/27	12101 W Washington Blvd	Male Black	1	Suspect Arrested
25-1570	Intimidation	Threats	03/27	5400 Maytime Ln	Male White	1	Suspect Arrested
25-1576	Robbery	Handgun	03/27	6000 Hanum Ave	Male Hispanic	4	Suspect Arrested
25-1598	Assault	Hands/Feet	03/28	5801 Sepulveda Blvd	Male Black	1	Open
25-1614	Assault	Hands/Feet	03/28	4230 Irving Pl	Male White	1	Open

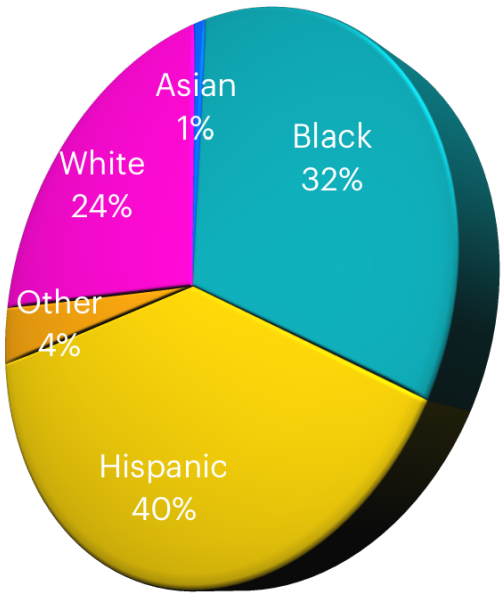
DR#	CRIME	WEAPON USED	DATE	LOCATION	SUSPECT DESCRIPTION	# SUSPECTS	CASE STATUS
25-1632	Assault	Hands/Feet	03/29	6000 Sepulveda Blvd	Male White	1	Suspect Arrested
25-1634	Assault	Beer Bottle	03/29	10820 Jefferson Blvd	Male Black	1	Suspect Arrested
25-1647	Robbery	Firearm	03/30	6000 Sepulveda Blvd	Female Black	1	Suspect Arrested
25-1656	Aggravated Assault	Knife	03/31	Sawtelle Blvd & Washington Pl	Male White	1	Suspect Arrested
25-1670	Robbery	Hands/Feet	03/21	11284 Venice Blvd	Male Hispanic	1	Suspect Arrested

REPORTED ARRESTS

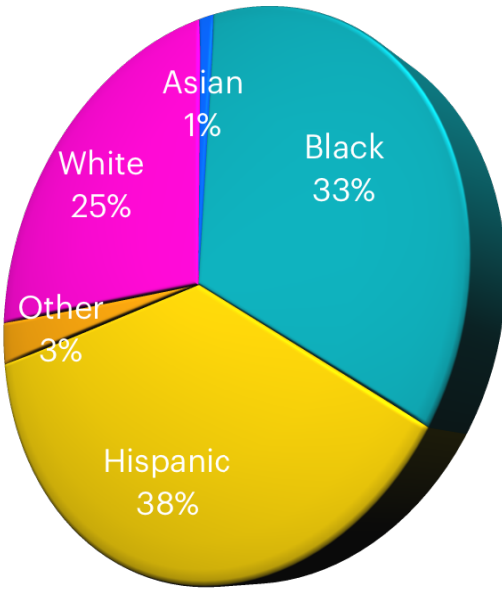
	QUARTER 1 (2025) (This Quarter)	QUARTER 1 (2024) (This Quarter Last Year)	2022	2023	2024	2025 (YTD)
Jail Bookings	321	289	988	1,081	1,237	321
TOTAL ARRESTS	479	437	1,438	1,749	1,905	479
Culver City Resident	28	30	155	136	148	28
Non-Culver City Resident	451	407	1,283	1,613	1,757	451

Arrests (by Race)

	Asian	Black	Hispanic	Other	White	TOTAL
2022	8	452	540	55	383	1,438
2023	21	560	695	64	409	1,749
2024	15	628	782	70	410	1,905
2025 (YTD)	5	158	182	13	121	479



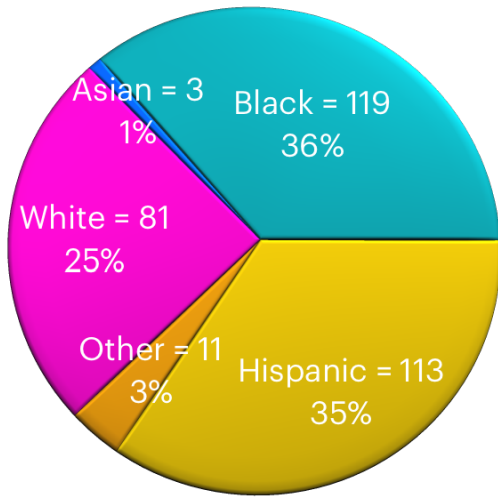
2022-2024 Arrests by Race
Total = 5,092



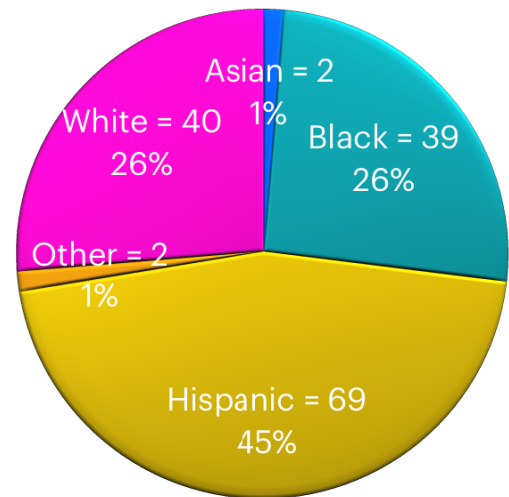
2025 (YTD) Arrests by Race
Total = 479

2025 Arrests (Community Generated vs. Police Initiated)

	2022	2023	2024	2025 (Q1)
Community Generated	992	1,235	1,454	327
Police Initiated	446	514	451	152
TOTAL ARRESTS	1,438	1,749	1,905	479



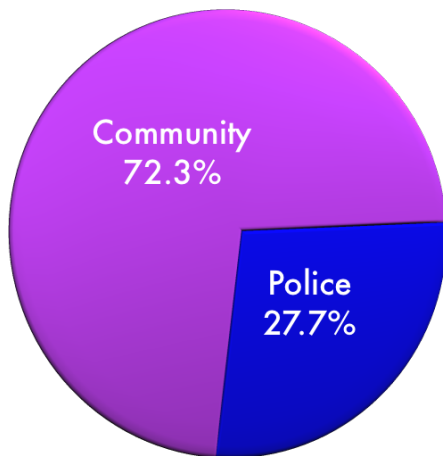
2025 COMMUNITY Generated Arrests by Race



2025 POLICE Initiated Arrests by Race

Community Generated vs. Police Initiated Arrest

2022-2024
Total YTD Arrests: 5,092



2025
Total Arrests: 479

