



January 2020 Culver City Police Monthly Recap



Table of Contents

Administration Bureau.....	2
Grant Activity	2
Organizational Chart	3
Personnel & Training	4
Operations Bureau	5
Response Time	5
Calls for Service	6
Police Reports & Arrests.....	6
Mental Health	7
Drone Utilization Log.....	7
Collisions & DUI Arrests	8
Animal Services	8
Coyote Activity.....	8
Automated Enforcement	9
Traffic Citations	9
Investigations.....	10
Part 1 Crimes	10
Part 2 Crimes.....	11
Case Clearance	11

Grants Awarded

FY18 U.S. Dept. of Justice – Office of Justice Programs – Bulletproof Vest Partnership	On October 3, 2018, awarded \$19,148.75. Grants funds cover the one-half the cost of Department issued bullet proof vests. Must exhaust FY18 funds prior to drawing down FY19 funds.
FY19 U.S. Dept. of Justice – Office of Justice Programs – Bulletproof Vest Partnership	On September 24, 2019, awarded \$13,471.13. Grants funds cover the one-half the cost of Department issued bullet proof vests.
FY17 Board of State and Community Corrections	Grant in the amount of \$50,000.00 was awarded in February 2017. Grant funds are being used to provide additional staffing to expand the Department's Mental Health Evaluation Team in coordination with the County of Los Angeles Department of Public Health. Our Mental Health Evaluation Team coordinates and collaborates with several local mental health providers to assist with and to provide additional outreach services for our mental health/homeless contacts.
FY19 California Office of Traffic Safety - Selective Traffic Enforcement Program (STEP)	Awarded \$120,000 on October 1, 2018. The grant period was October 1, 2018- September 30, 2019. Received final reimbursement payment. Working with the State Office of Traffic Safety to close out the grant. Grant funds were used to continue Traffic Safety Operations; DUI Checkpoints, DUI Saturations, Bicycle and Pedestrian Operations, Traffic Safety Educational Presentations and Safe Routes to School education and enforcement.
FY20 California Office of Traffic Safety - Selective Traffic Enforcement Program (STEP)	Awarded \$100,000.00 on October 1, 2019. The grant period is October 1, 2019 – September 30, 2020. Submitted the First Quarter Program report on January 30, 2020 and the Financial/Drawdown Report on January 27, 2020. Grant funds are used to continue Traffic Safety Operations; DUI Checkpoints, DUI Saturations, Bicycle and Pedestrian Operations, Traffic Safety Educational Presentations and Safe Routes to School education and enforcement.

Grants Applied

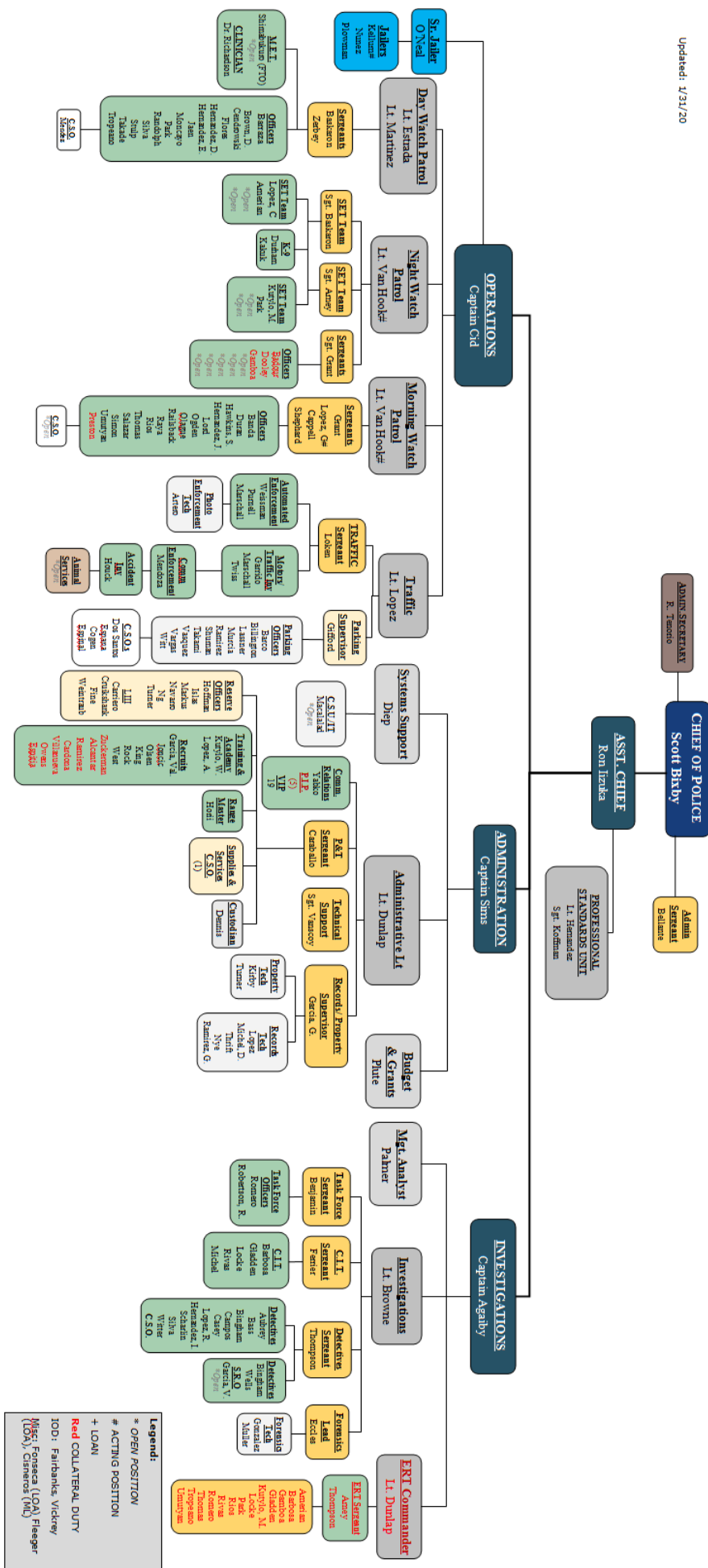
FY21 California Office of Traffic Safety - Selective Traffic Enforcement Program (STEP)	On January 27, 2020, submitted a grant application in the amount of \$237,000.00. Grant funds will be used to continue Traffic Safety Operations; DUI Checkpoints, DUI Saturations, Bicycle and Pedestrian Operations, Traffic Safety Educational Presentations and Safe Routes to School education and enforcement.
FY21 California Office of Traffic Safety – Traffic Records Improvement Project (TRIP)	On January 29, 2020, submitted a grant application in the amount of \$120,000.00 requesting funds to implement a complete electronic crash reporting system that will export crash reports to the Department's Records Management Systems and the California Highway Patrol's Statewide Integrated Traffic Records System and a complete electronic citation solution system that will improve the accuracy and efficiency of traffic

Grants Closed

FY17 U.S. Dept. of Justice – Office of Justice Programs - Bulletproof Vest Partnership	Grant period ended on September 30, 2019.
---	---

Other Programs

Supplemental Law Enforcement Services Fund (SLESF)	Funds cover the salaries and benefits for one (1) Property Technician. Any additional funds remaining cover Operations Bureau overtime.
Asset Forfeiture	Expenditures on-going based on Department needs.



Non-Sworn Staff Openings: 2

(1) C.S.U. IT

(1) Animal Service

Sworn Staff Openings: 1

(2) Police Officer

Total Non-Sworn Staff: 45

Total Sworn Staff: 117

TOTAL STAFF: 162

	Dept Personnel by Race		Sworn Personnel by Race		Non-Sworn Personnel by Race		Dept Supervision by Race	
		%		%		%		%
White	59	38%	50	42%	11	27%	12	39%
Hispanic	61	39%	44	38%	19	41%	9	29%
Black	14	9%	8	7%	6	15%	4	13%
Asian	8	5%	6	5%	3	7%	2	6%
Pac. Islander	7	5%	3	3%	4	10%	1	3%
Native Am	0	0%	0	0%	0	0%	0	0%
Mid. East	5	3%	5	5%	0	0%	3	10%
Total:	159		116		43		31	

	Dept Personnel by Gender		Sworn Personnel by Gender		Non-Sworn Personnel by Gender		Dept. Supervision by Gender	
		%		%		%		%
Male	132	82%	109	94%	23	50%	28	90%
Female	27	18%	7	6%	20	50%	3	10%
Total:	159		116		43		31	

As of 1/31/20

Culver City's Estimated Population by Race		
	Total	%
White	18,924	48.04%
Hispanic	9,218	23.40%
Black	3,088	7.84%
Asian	6,113	15.52%
Pacific Islander	17	0.04%
2 or More Races	1,693	4.30%
Native American	39	0.10%
Misc Race	303	0.77%
Total:	39,395	

**Per U.S. Census Bureau, Mid. East. is included in the White category based on region of origin.*

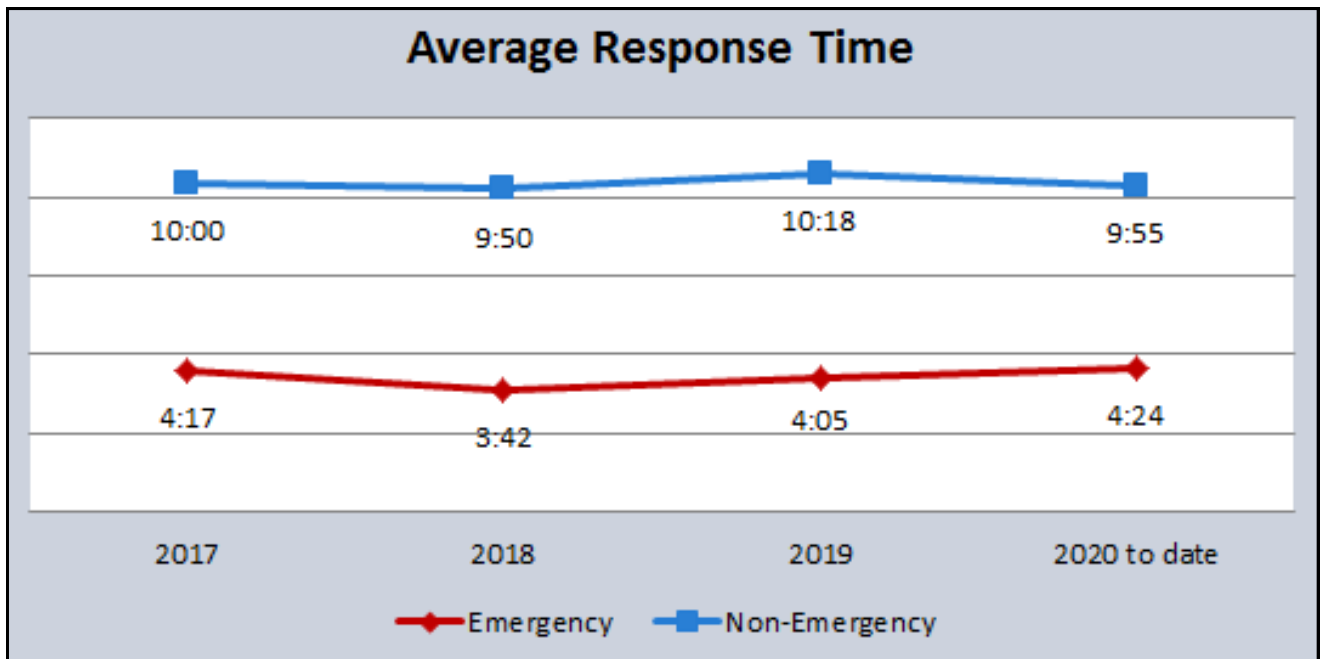


Operations Bureau

RESPONSE TIME

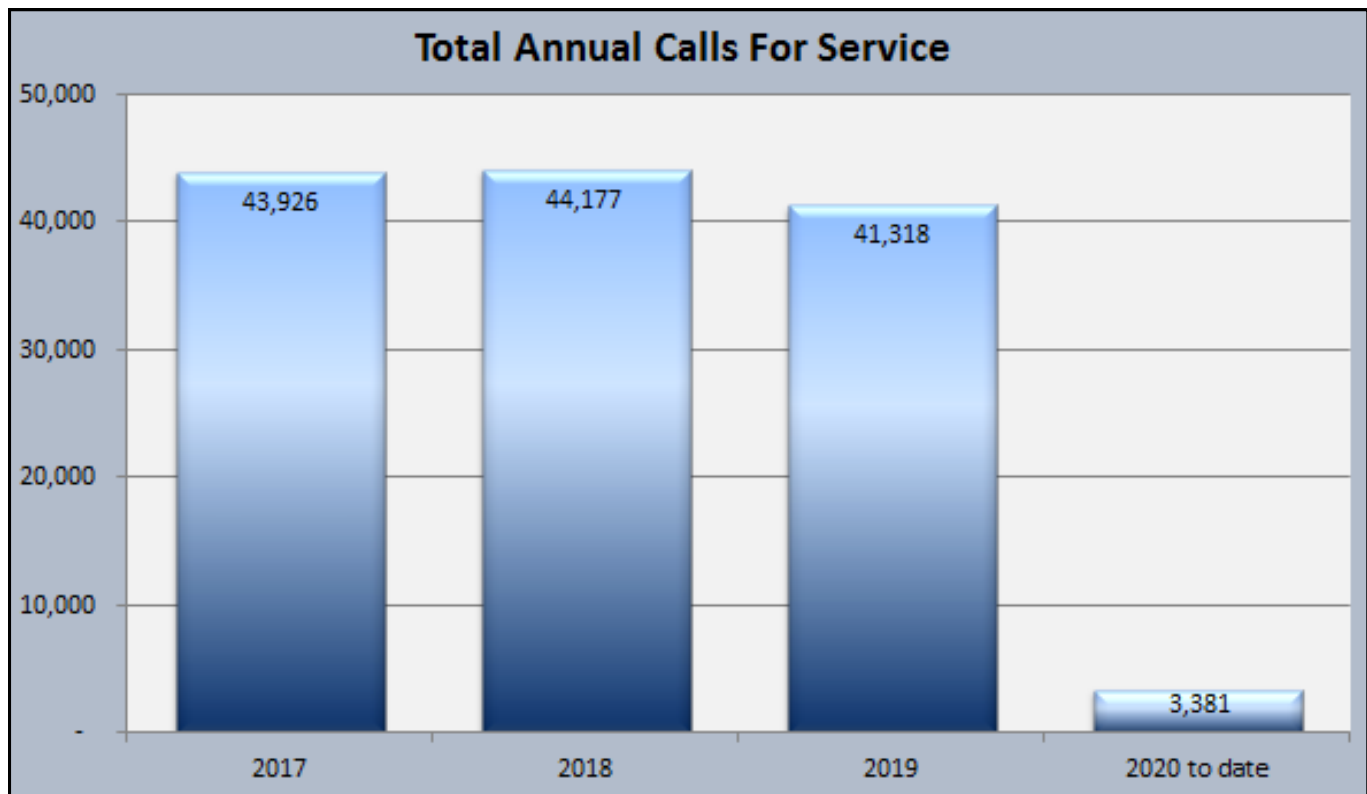
	Dec 2019 <i>(Previous Month)</i>	Jan 2020 <i>(Current Month)</i>	Jan 2019 <i>(This Month Last Year)</i>	2018-2019 <i>(Annual Change)</i>
Emergency	4:17	4:24	4:13	30%
Non-Emergency	10:01	9:55	10:21	5%

Average Response Time

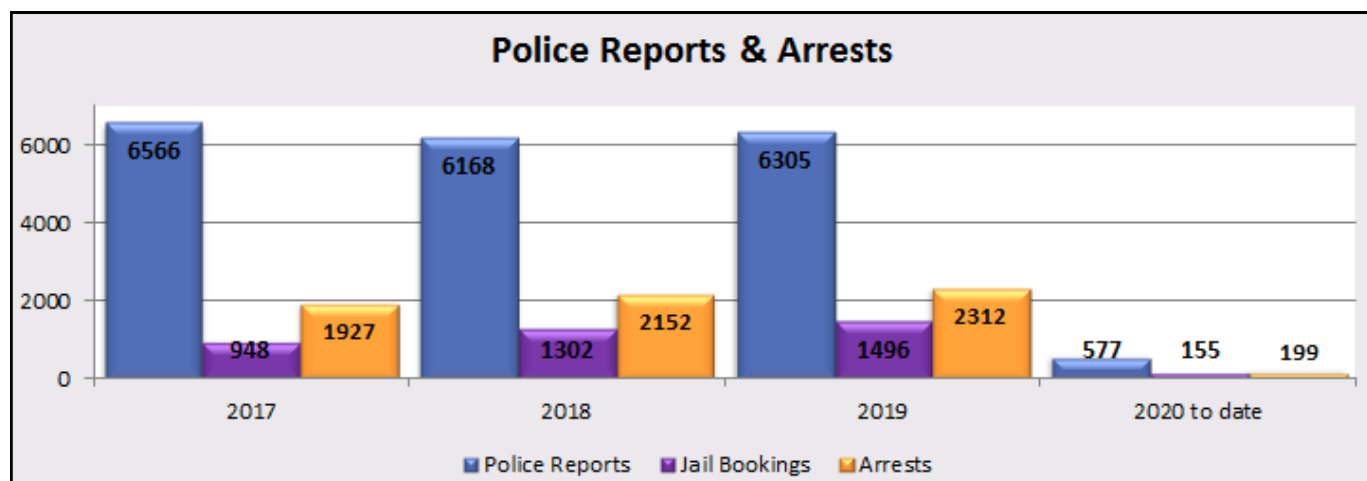


CALLS FOR SERVICE/ POLICE INCIDENTS

	Dec 2019 <i>(Previous Month)</i>	Jan 2020 <i>(Current Month)</i>	Jan 2019 <i>(This Month Last Year)</i>	2017-2018 <i>(Annual Change)</i>
Total Calls for Service	3,185	3,381	3,561	2%

**POLICE REPORTS AND ARRESTS**

	Dec 2019 <i>(Previous Month)</i>	Jan 2020 <i>(Current Month)</i>	Jan 2019 <i>(This Month Last Year)</i>
Police Report	560	577	495
Jail Bookings	139	122	116
Total Arrests <i>(including cite & release)</i>	223	199	194



MENTAL HEALTH RELATED (MHR) CONTACTS

	Dec 2019 <i>(Previous Month)</i>	Jan 2020 <i>(Current Month)</i>	Jan 2019 <i>(This Month Last Year)</i>	2018-2019 <i>(Annual Change)</i>
72-Hour Evaluations	32	28	24	10%
MHR Calls for Service	58	57	67	-14%

	2017	2018	2019	2020 to date
72-Hour Evaluations	154	346	380	28
MHR Calls for Service	376	842	720	57

DRONE UTILIZATION LOG

PILOT	DR#	DATE	TIME	LOCATION	DRONE DEPLOYMENT CRITERIA	INCIDENT DISPOSITION
Campos	20-215	1/17/20	1715	8534 Washington Blvd	Supporting Search and Arrest Warrant Operations	Warrant Executed
Amerian	20-335	1/20/20	2120	9726 Venice Blvd. Los Angeles	Perimeter Searches for Armed and/of Felony Suspects	Perimeter Search

COLLISIONS & DUI ARRESTS

	Dec 2019 <i>(Previous Month)</i>	Jan 2020 <i>(Current Month)</i>	Jan 2019 <i>(This Month Last Year)</i>	2018-2019 <i>(Annual Change)</i>
Fatal	0	0	0	0%
Injury	20	18	20	-2%
Non-Injury	7	9	6	-21%
Non-Injury Info Exchange	146	112	105	6%
Collision DUI Arrest	4	3	4	-21%
Non-Collision DUI Arrest	5	6	4	-13%

*There was one reported traffic collisions at Photo Enforcement Equipped intersection.

ANIMAL SERVICES

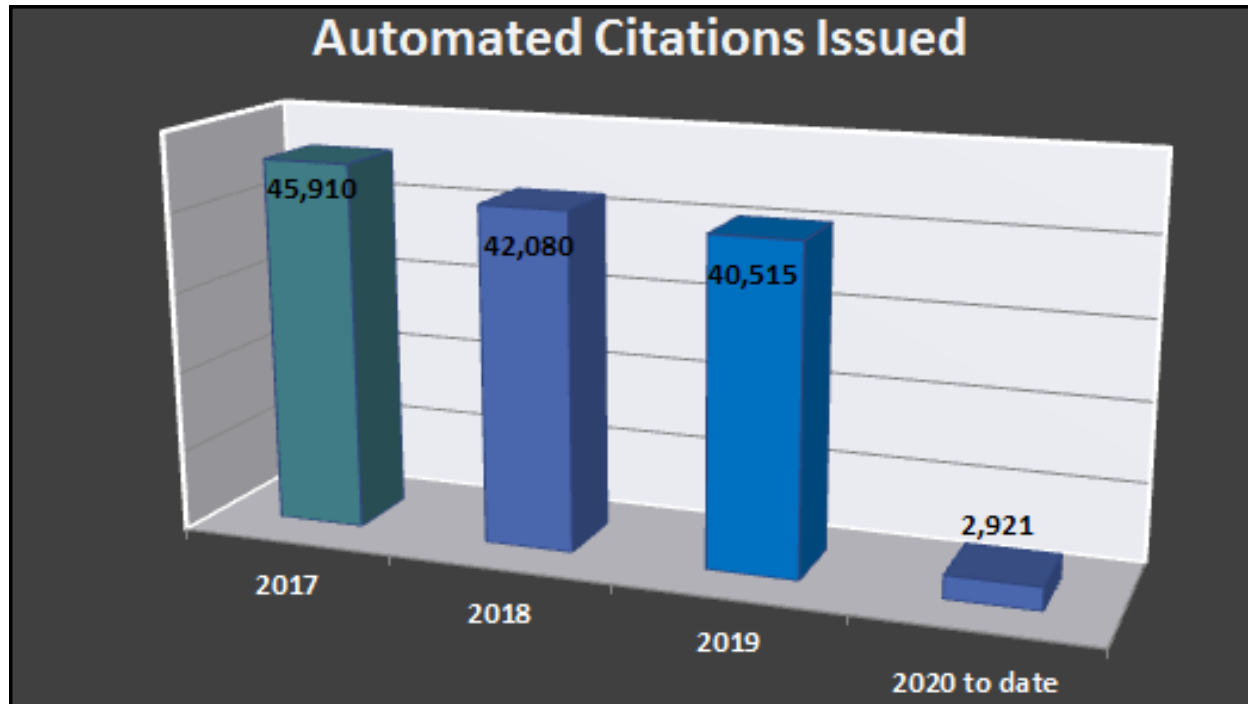
Animal Calls	Dec 2019 <i>(Previous Month)</i>	Jan 2020 <i>(Current Month)</i>	Jan 2019 <i>(This Month Last Year)</i>
CCPD Handled Calls	52	42	86
Investigations	0	0	7
Bite(s)	0	0	4
ASO Phone Call Volume	0	0	116
Coyote Activity	Dec 2019 <i>(Previous Month)</i>	Jan 2020 <i>(Current Month)</i>	Jan 2019 <i>(This Month Last Year)</i>
Sightings	1	5	4
Encounter	0	0	0
Kill	0	0	1

*No longer able to track calls deferred to County for Service

** No animal related investigations, bite reports or follow-up as the ASO is currently out of the office

RED LIGHT PHOTO ENFORCEMENT

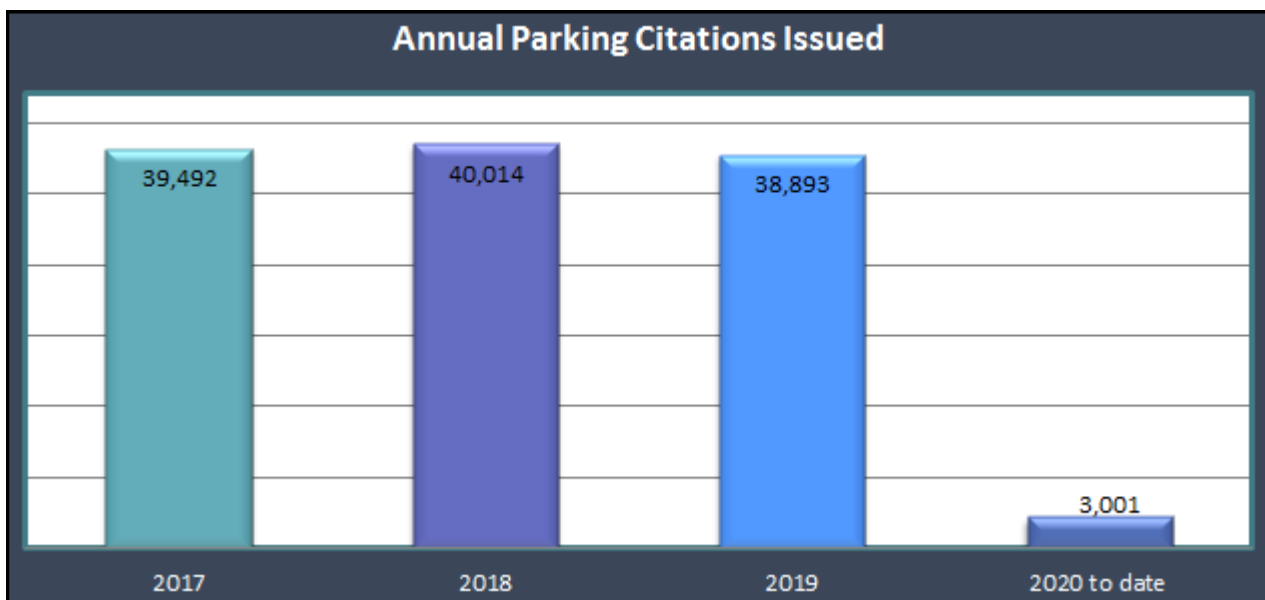
	Dec 2019 <i>(Previous Month)</i>	Jan 2020 <i>(Current Month)</i>	Jan 2019 <i>(This Month Last Year)</i>	2018-2019 <i>(Annual Change)</i>
Citations Issued	3496	2921	3209	-4%



*Eighteen cameras installed with Photo Enforcement Equipment were fully operational. One approach was down due to building construction and obstructed signal visibility.

PARKING CITATIONS

	Dec 2019 <i>(Previous Month)</i>	Jan 2020 <i>(Current Month)</i>	Jan 2019 <i>(This Month Last Year)</i>	2018-2019 <i>(Annual Change)</i>
Parking Citations Issued	3,442	3,001	3,401	-3%





Investigations Bureau

PART 1 CRIMES

Month	Dec 2019 (Previous Month)	Jan 2020 (Current Month)	Jan 2019 (This Month Last Year)	2018-2019 Annual Change
Homicide	0	0	0	N/A
Forcible Rape	0	1	0	-80%
Robbery	5	9	8	-6%
Aggravated Assault	5	6	11	-7%
Violent Crimes Total	10	16	19	-10%
Burglary	10	14	16	-30%
Theft	108	126	114	-3%
Motor Vehicle Theft	9	7	10	2%
Arson	0	0	0	0%
Property Crimes Total	127	147	140	-6%
Part 1 Crimes Total	137	163	159	-7%

Year	2017	2018	2019	2020 to date
Homicide	0	0	0	0
Rape	1	10	2	1
Robbery	131	108	102	9
Aggravated Assault	51	73	68	6
Violent Crimes Total	183	191	172	16
Burglary	208	246	172	14
Theft	1570	1417	1381	126
Motor Vehicle Theft	108	93	95	7
Arson	1	1	1	0
Property Crimes Total	1887	1757	1,649	147
Part 1 Crimes Total	2,212	1,948	1,821	163

PART 2 CRIMES

	Dec 2019 <i>(Previous Month)</i>	Jan 2020 <i>(Current Month)</i>	Jan 2019 <i>(This Month Last Year)</i>	2017-2018 Annual Change
Other Assault	1	4	1	-55%
Drugs/Narcotics	47	69	36	53%
Financial Crimes	26	11	28	3%
Weapons Possession	3	7	3	47%
Other Offenses	52	64	90	10%
Part 2 Crimes Total	129	155	158	17%

	2017	2018	2019	2020 to date
Other Assault	143	98	44	1
Drugs/Narcotics	342	411	629	47
Financial Crimes	357	233	241	26
Weapons Possession	53	47	69	3
Other Offenses	762	753	827	52
Part 2 Crimes Total	1657	1542	1810	129

PART 1 CRIMES CASE CLEARANCE

	Dec 2019 <i>(Previous Month)</i>	Jan 2020 <i>(Current Month)</i>	Jan 2019 <i>(This Month Last Year)</i>	2017-2018 Annual Change
Part 1 Crime Total Offenses	137	163	159	-7%
Part 1 Offenses Cleared	51	53	58	8%
Clearance Rate	37%	33%	36%	

	2017	2018	2019	2020 to date
Part 1 Crimes	2212	1948	1821	163
Part 1 Crimes Cleared	767	595	642	53
Clearance Rate	35%	31%	35%	33%

*Part 1 Crimes clearance rate is measured by offenses cleared by arrest, by exceptional means, filed for warrant, and cleared by M.O.